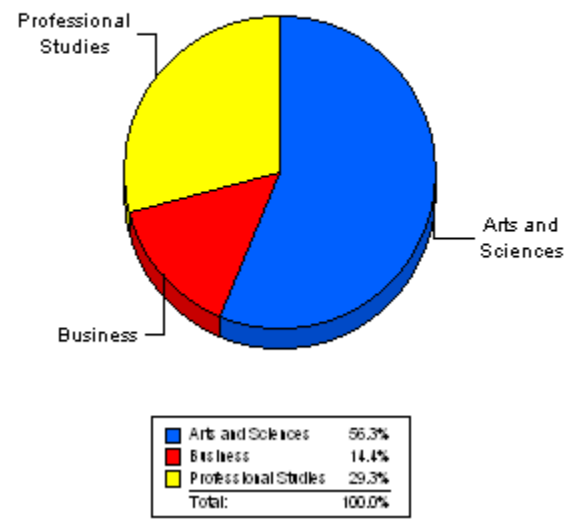


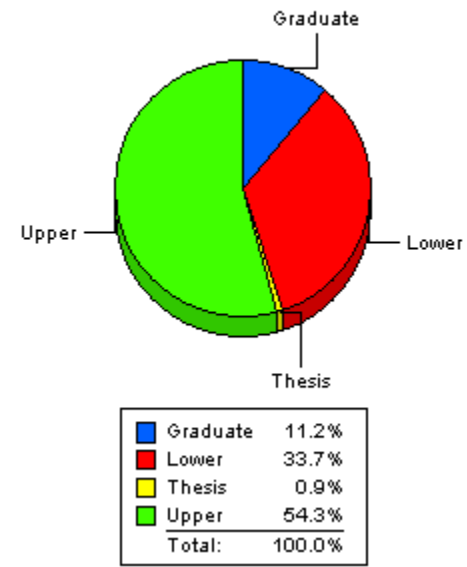
	Annualized Average FTE for 2008-2009									5/14/2009			Total
	Lower			Upper			Graduate			Thesis			
	On	Off	Total	On	Off	Total	On	Off	Total	On	Off	Total	
Total	2,125.66	0.85	2,126.51	3,253.48	173.26	3,426.75	679.08	28.88	707.95	52.59	2.00	54.59	6,315.80
Arts and Sciences	1,755.04	0.85	1,755.89	1,504.37	85.49	1,589.86	194.94	1.59	196.53	13.97	0.03	14.00	3,556.28
Anthropology	56.05	0.00	56.05	87.70	0.60	88.30	13.13	0.00	13.13	4.13	0.00	4.13	161.60
Art	88.95	0.00	88.95	78.38	2.10	80.48	0.38	0.00	0.38	0.00	0.00	0.00	169.80
Biology	189.30	0.00	189.30	153.33	0.00	153.33	10.66	0.00	10.66	2.63	0.00	2.63	355.91
Chemistry	122.65	0.00	122.65	16.50	0.00	16.50	0.00	0.00	0.00	0.00	0.00	0.00	139.15
Clinical and Laboratory Sciences	0.00	0.00	0.00	20.28	0.00	20.28	0.00	0.00	0.00	0.00	0.00	0.00	20.28
Communication Arts	77.25	0.00	77.25	217.01	10.28	227.29	7.94	0.00	7.94	0.38	0.00	0.38	312.85
Computer Science	64.10	0.00	64.10	129.63	2.20	131.83	30.34	0.56	30.91	0.56	0.00	0.56	227.39
Electrical Engineering	0.38	0.00	0.38	52.70	32.55	85.25	0.00	0.00	0.00	0.00	0.00	0.00	85.63
English	230.05	0.00	230.05	93.18	3.23	96.40	12.38	0.00	12.38	0.94	0.00	0.94	339.76
Environmental Studies	59.03	0.00	59.03	60.20	6.60	66.80	9.03	0.38	9.41	0.44	0.03	0.47	135.70
Foreign Languages	40.24	0.00	40.24	3.53	0.00	3.53	0.00	0.00	0.00	0.00	0.00	0.00	43.76
Government	31.05	0.00	31.05	55.99	0.23	56.21	7.03	0.00	7.03	0.00	0.00	0.00	94.29
History	97.58	0.00	97.58	89.33	1.65	90.98	15.63	0.38	16.00	0.41	0.00	0.41	204.96
Honors Program	0.00	0.00	0.00	6.85	0.00	6.85	0.00	0.00	0.00	0.00	0.00	0.00	6.85
Life Health Sciences	0.00	0.00	0.00	25.13	0.00	25.13	17.63	0.00	17.63	0.00	0.00	0.00	42.75
Mathematics	331.93	0.00	331.93	47.00	2.85	49.85	23.88	0.28	24.16	0.38	0.00	0.38	406.31
Music	69.28	0.00	69.28	37.78	1.20	38.98	0.00	0.00	0.00	0.00	0.00	0.00	108.25
Nursing	0.00	0.00	0.00	71.37	0.00	71.37	0.00	0.00	0.00	0.00	0.00	0.00	71.37
Philosophy & Religious Studies	95.55	0.00	95.55	54.85	3.90	58.75	0.28	0.00	0.28	0.00	0.00	0.00	154.58
Physics	59.28	0.85	60.13	15.75	0.00	15.75	0.00	0.00	0.00	0.00	0.00	0.00	75.88
Psychology	64.53	0.00	64.53	165.28	17.74	183.01	46.66	0.00	46.66	4.13	0.00	4.13	298.32
Student Life Skills	42.80	0.00	42.80	2.60	0.00	2.60	0.00	0.00	0.00	0.00	0.00	0.00	45.40
Theatre	35.08	0.00	35.08	20.05	0.38	20.43	0.00	0.00	0.00	0.00	0.00	0.00	55.50
Business	120.23	0.00	120.23	608.61	44.78	653.39	128.80	9.19	137.98	0.00	0.00	0.00	911.60
Accounting	50.55	0.00	50.55	135.35	6.60	141.95	37.50	1.41	38.91	0.00	0.00	0.00	231.41
Business Administration-General	9.68	0.00	9.68	37.13	1.65	38.78	47.67	0.56	48.23	0.00	0.00	0.00	96.68
Economics	60.00	0.00	60.00	25.90	0.00	25.90	4.22	1.59	5.81	0.00	0.00	0.00	91.71
Finance	0.00	0.00	0.00	102.73	7.95	110.68	9.75	0.00	9.75	0.00	0.00	0.00	120.43

	Lower			Upper			Graduate			Thesis			Total
	On	Off	Total	On	Off	Total	On	Off	Total	On	Off	Total	
Management	0.00	0.00	0.00	157.48	19.35	176.83	23.91	2.81	26.72	0.00	0.00	0.00	203.54
Management Information Systems	0.00	0.00	0.00	26.63	3.90	30.53	2.47	1.50	3.97	0.00	0.00	0.00	34.49
Marketing	0.00	0.00	0.00	123.41	5.33	128.74	3.28	1.31	4.59	0.00	0.00	0.00	133.33
Professional Studies	250.40	0.00	250.40	1,140.50	43.00	1,183.50	355.34	18.09	373.44	38.63	1.97	40.59	1,847.93
Air Force	2.60	0.00	2.60	3.00	0.00	3.00	0.00	0.00	0.00	0.00	0.00	0.00	5.60
Criminal Justice	13.50	0.00	13.50	113.15	24.70	137.85	6.19	0.00	6.19	0.00	0.00	0.00	157.54
Engineering and Computer Technology	28.73	0.00	28.73	73.60	0.00	73.60	41.80	0.00	41.80	6.59	0.00	6.59	150.72
Health, Leisure & Exercise Science	129.15	0.00	129.15	235.15	5.70	240.85	43.50	0.00	43.50	0.28	0.00	0.28	413.78
Legal Studies	9.98	0.00	9.98	42.83	0.00	42.83	0.00	0.00	0.00	0.00	0.00	0.00	52.80
Military Science	2.10	0.00	2.10	4.65	0.00	4.65	0.00	0.00	0.00	0.00	0.00	0.00	6.75
Professional and Community Leadership	0.00	0.00	0.00	6.30	0.00	6.30	146.34	10.22	156.56	14.25	0.94	15.19	178.05
Social Work & Aging Studies	15.08	0.00	15.08	115.80	0.00	115.80	8.53	0.00	8.53	0.00	0.00	0.00	139.41
Teacher Education	49.28	0.00	49.28	546.03	12.60	558.63	108.98	7.88	116.86	17.50	1.03	18.53	743.29

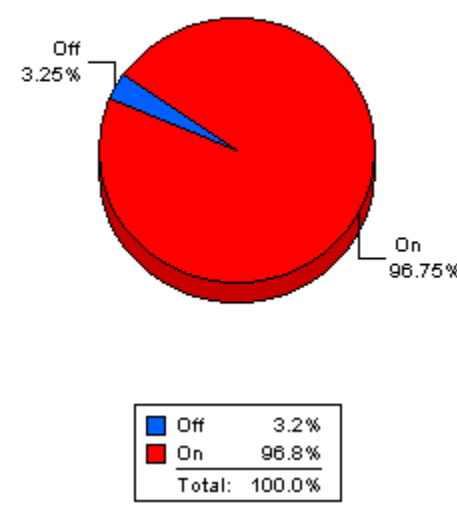
Total FTE per college



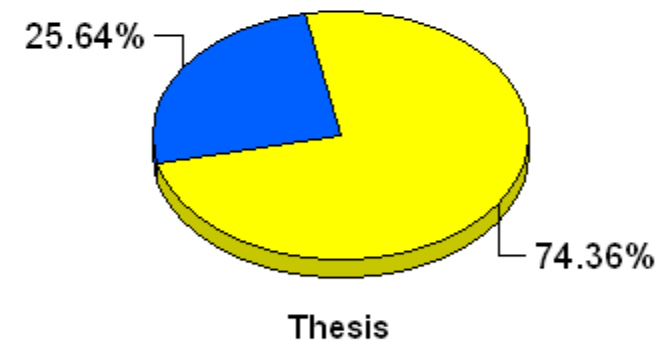
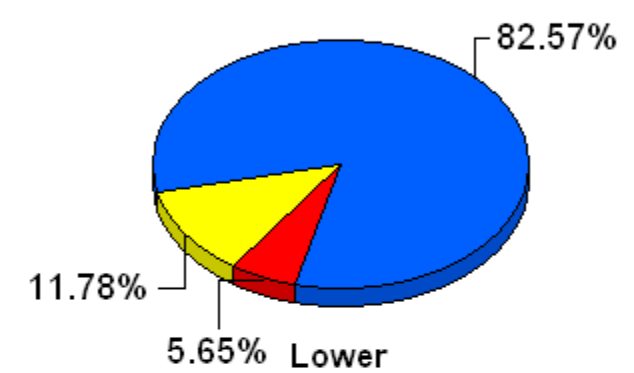
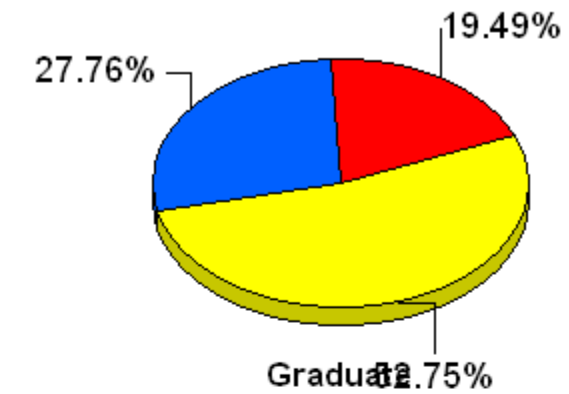
Total FTE per level



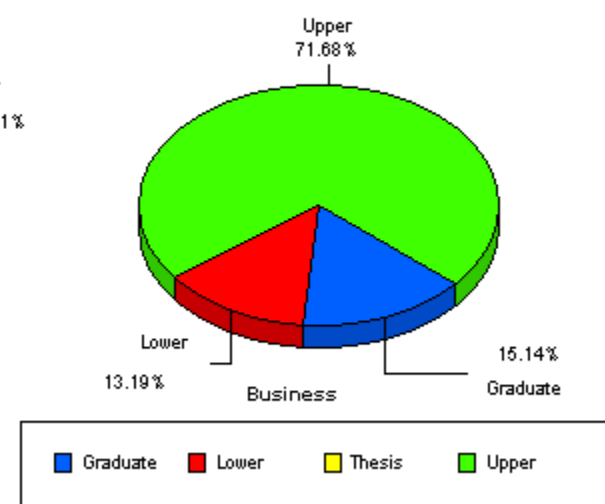
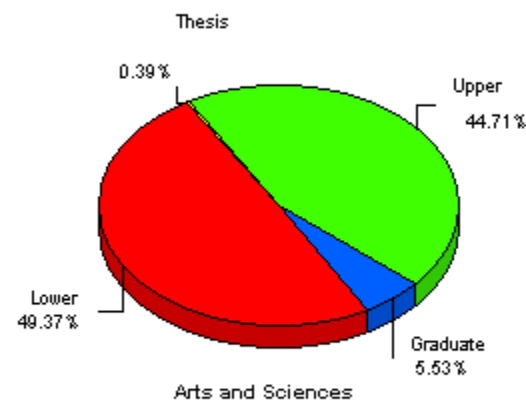
Total FTE per location



Total FTE per level per college



Total FTE per college per level



Total FTE per college and per location

